






We change the shape of the world

Feature List	NovaTec Mobile Gateways		
--------------	-------------------------	--	--

Models	NovaTec S5+ 	NovaTec S6 	NovaTec S20 / S20+ 
Width x Depth x Height	19" chassis: 480 x 220 x 60 mm	19" chassis: 480 x 220 x 135 mm	19" chassis: 480 x 235 x 265 mm
	Desktop or wall-mounted chassis: 360 x 220 x 60 mm		
Approximate weight	2 up to 4 kg	7 up to 10 kg	7 up to 15.8 kg
Input power supply	100 - 240 V~	100 - 240 V~	230 V~ (115 V~) ±10%
Multiple PRI connection (with fails relay)	Yes	Yes	Yes
Multiple BRI connection (trunk line and subscriber line switchable)	Yes	Yes	Yes
Max. number of U₀ interfaces (ULU)	4	12	44 / 36*
Multiple U_{p0} connection (trunk line and subscriber line switchable)	Yes	Yes	Yes
Analogue subscriber line according to ITU-T G.712 and Q.552 – blocking	16	44	176 / 132*
Max. number of GSM channels per unit	8	16	60 / 48*
Max. number of SIM cards per unit	20 (without SIM server)	64 (without SIM server)	240 / 192* (without SIM server)
Quad band / dual band capability	Yes	Yes	Yes
GSM signal strength indicators	Yes	Yes	Yes
Direct access to the GSM, VoIP and ISDN networks	Yes	Yes	Yes
Channel to SIM mapping, e. g. B channel 1 on the E1 always uses the first SIM etc.	Yes	Yes	Yes
Fallback to trunk group if call fails	Yes	Yes	Yes
CDMA capability	On request	On request	On request
Advanced Least Cost Routing	Yes	Yes	Yes
Access lists to restrict access to known users	Yes	Yes	Yes
Budget assignment per SIM with SIM or port blockage when budget is spent	Yes	Yes	Yes
Budget assignment per user with user blockage when budget is spent	Yes	Yes	Yes
PABX access via GSM	Yes	Yes	Yes
Mobility features for GSM channels: Hold, Query, Switched Holds, Call Transfer	Yes	Yes	Yes
SMS – Email – SMS (server and converter)	Yes	Yes	Yes
SMS or E-Mail message incl. CLIP information in case of no answer on the mobile, fixed-line or IP phone (direct response or callback possible)	Yes	Yes	Yes
Call Back national / international	Yes	Yes	Yes
Number dipping for number portability issues	Yes	Yes	Yes



We change the shape of the world

Models	NovaTecS5+	NovaTec S6	NovaTec S20 / S20+
Common DDI for mobile, fixed-line and IP phone	Yes	Yes	Yes
V.110 data transfer from ISDN to GSM and vice versa	Yes	Yes	Yes
Real time call monitoring	Yes	Yes	Yes
Call Home to Network Management System (NMS) for automatic upgrades and uploading of CDR	Yes	Yes	Yes
Remote configuration via IP & ISDN	Yes	Yes	Yes
Call Detail Recording	Yes	Yes	Yes
SIM server and IMEI rotation capability: local and remote or combination of both	Yes	Yes	Yes
Software download capability (local and remote)	Yes	Yes	Yes
IP connection	Yes	Yes	Yes
VLAN (Virtual LAN) according to 802.1Q	Yes	Yes	Yes
RS232 (V.24) interface	Optional	Optional	Optional
GPS receiver for synchronisation	Optional	Optional	Optional
NovaTec Optimised Mobilephone upgrade	Yes	Yes	Yes
VoIP media gateway upgrade**	Yes	Yes	Yes

* Only S20+ (3 x S6 backplane)

** Features see NovaTec VoIP Gateway